











Shivers Pot Matrix

Pot	Pot Found	Talisman	Lid Found	Represents	Ixupi Found In
		Bull	Office	Ashes	Fireplace in office Cremation ashes in Funeral Rites room
		Monkey		Cloth	Red cloth in janitor's closet Burial cloth in Funeral Rites room Burial Tomb in Tombs & Curses room
		Crocodile		Crystal	Chandelier above stairs Crystal in Mysteries of Deep room
		Scorpion		Lightning	Light Bulb display in Planetarium Electric Chair in Man's Inhumanity room Generator in basement
		Wolf		Metal	Horse in Strange Animals room Film reel tins in Projection room Suit of armor in bedroom
		Man's Head		Oil	Tar pit in Strange Animals room Tar pit at end of maze
		Double Snakes		Sand/Earth	Sand temple in Mysteries of Deep room Sand pile in Amazing Plants room
		Sharks		Water	Underground lake Fountain in main hall Toilet in janitor's closet
		Dragon		Wax	Library candles Snake in Legends room Statue in Shaman Room
		Jackal		Wood	Statue in workshop Lumber in Legends room Lumber near fortune teller

Instructions:

1. When you find a lid, locate the Talisman it represents then enter what room you found it in under the Lid Found header.
2. When you find a pot, locate what it Represents then enter what room you found it in under the Pot Found header.
3. When you find the matching Ixupi, circle where you found it.

Doing this helps you keep track of where each pot, lid, and Ixupi were found so you can easily locate each of them once you are ready to capture each Ixupi.